

MATERIAL GUIDE

# ROSS GARDAM

[ROSSGARDAM.COM.AU](http://ROSSGARDAM.COM.AU)

LIGHTING 01

AERIS WALL LIGHT	6
AERIS TABLE LAMP	8
AERIS PENDANT	10
AERIS CHANDELIER	12
SOLACE TABLE LAMP	14
SOLACE PENDANT	16
VOLANT CHANDELIER	18
VOLANT WALL LIGHT	20
MÉNE PENDANT	22
MÉNE TABLE LAMP	24
ARBOUR LINEAR PENDANT	
CETO CIRCLET	26
CETO CHANDELIER	28
CETO PENDANT	30
CETO WALL LIGHT	32
CETO FLOOR LAMP	36
NEBULAE CHANDELIER	38
NEBULAE WALL LIGHT	40
HEMERA DESK LAMP	42
ORA DESK LAMP	44
ORA PENDANT	46
POLAR WALL LIGHT	48
OAK PENDANT	50
SILHOUETTE PENDANT	52
SILHOUETTE WALL LIGHT	54

FURNITURE 02


ROOK STOOL	60
HEARTH LOUNGE CLASSIC	62
HEARTH LOUNGE LOFT	64
PLACE LOUNGE	66
PLACE SIDE TABLE	68
BREEZE SIDE TABLE	70
BREEZE COFFEE TABLE	72
BREEZE DINING TABLE	74
ADAPT LOUNGE	76
ADAPT ROUND OTTOMAN	80
ADAPT SIDE TABLE	82
UNIVERSAL TABLE	84
NOON LOUNGE	86
NOON COFFEE TABLE	88
NOON MIRROR	92
DUET STOOL	94
TAILORED LOUNGE	98
TAILORED HIGH-BACK LOUNGE	100
HALF FULL STOOL	102

MATERIALS 03

ANODISED ALUMINIUM	106
BRASS	107
GLASS	108
HARDWOOD TIMBER	110
LAMINATE - STANDARD	112
MARBLE	113
MIRROR	114
PAINTED	115
POWDER COAT - STANDARD	116
POWDER COATED MDF	117
VENEER	118
POWDER COAT - CUSTOM	119

LIGHTING 01

AERIS WALL LIGHT



G-CLR

CLEAR  
GLASS

G-WHT

WHITE  
GLASS

G-BLK

BLACK  
GLASS

G-FBL

FROSTED BLACK  
GLASS

The AERIS Wall Light’s hand blown glass shades are available in four different finish options, each creating a unique light dispersion.



BR-NAT

BRUSHED  
BRASS

BR-BRZ

BRONZED  
BRASS


BR-BLK

BLACKENED  
BRASS

The wall canopy of the AERIS Wall Light is solid brass available in three different brushed finishes.



AERIS TABLE LAMP



G-CLR

CLEAR  
GLASS

G-WHT

WHITE  
GLASS


G-BLK

BLACK  
GLASS

G-FBL

FROSTED BLACK  
GLASS

The AERIS Table Lamp's hand blown glass shades are available in four different finish options, each creating a unique light dispersion.



BR-NAT

BRUSHED  
BRASS

BR-BRZ

BRONZED  
BRASS

BR-BLK


BLACKENED  
BRASS

The body of the AERIS Table Lamp is solid brass available in three different brushed finishes.





AERIS PENDANT




**G-CLR**  
CLEAR  
GLASS

**G-WHT**  
WHITE  
GLASS

**G-BLK**  
BLACK  
GLASS

**G-FBL**  
FROSTED BLACK  
GLASS

The Aeris Pendant Light’s hand blown glass shades are available in four different finish options, each creating a unique light dispersion.



**BR-NAT**  
BRUSHED  
BRASS

**BR-BRZ**  
BRONZED  
BRASS

**BR-BLK**  
BLACKENED  
BRASS

The body and ceiling canopy of the Aeris Pendant Light is solid brass available in three different brushed finishes.



AERIS CHANDELIER



- G-CLR**


CLEAR  
GLASS
- G-WHT**

WHITE  
GLASS
- G-BLK**

BLACK  
GLASS
- G-FBL**

FROSTED BLACK  
GLASS

The Aeris Chandelier’s hand blown glass shades are available in four different finish options, each creating a unique light dispersion.



- BR-NAT**

BRUSHED  
BRASS
- BR-BRZ**


BRONZED  
BRASS
- BR-BLK**

BLACKENED  
BRASS

The body and ceiling canopy of the Aeris Chandelier is solid brass available in three different brushed finishes.



SOLACE TABLE LAMP



G-CLR

CLEAR  
GLASS


G-FCL

FROSTED CLEAR  
GLASS

G-FBL

FROSTED BLACK  
GLASS

The Solace Table Lamp’s hand blown glass shades are available in three different finish options, each creating a unique light dispersion.



BR-NAT

BRUSHED  
BRASS

BR-BRZ

BRONZED  
BRASS

BR-BLK


BLACKENED  
BRASS

The body of the Solace Table Lamp is solid brass available in three different brushed finishes.





SOLACE PENDANT



G-CLR

CLEAR  
GLASS


G-FCL

FROSTED CLEAR  
GLASS

G-FBL

FROSTED BLACK  
GLASS

The Solace Table Lamp’s hand blown glass shades are available in three different finish options, each creating a unique light dispersion.



BR-NAT

BRUSHED  
BRASS

BR-BRZ

BRONZED  
BRASS


BR-BLK

BLACKENED  
BRASS

The body of the Solace Table Lamp is solid brass available in three different brushed finishes.



VOLANT CHANDELIER



G-FLU

FLUTED  
GLASS


G-FFL

FROSTED FLUTED  
GLASS

G-FBL

FROSTED BLACK  
GLASS

The Volant Chandelier’s glass shades are available in three different finish options, each creating a unique light dispersion.



BR-NAT

BRUSHED  
BRASS

BR-BRZ

BRONZED  
BRASS


BR-BLK

BLACKENED  
BRASS

The body and ceiling canopy of the Volant Chandelier is solid brass available in three different brushed finishes.



VOLANT WALL LIGHT



G-FLU

FLUTED  
GLASS


G-FFL

FROSTED FLUTED  
GLASS

G-FBL

FROSTED BLACK  
GLASS

The Volant Wall's glass shades are available in three different finish options, each creating a unique light dispersion.



BR-NAT

BRUSHED  
BRASS

BR-BRZ

BRONZED  
BRASS


BR-BLK

BLACKENED  
BRASS

The body of the Volant Wall is solid brass available in three different brushed finishes.



MÉNE PENDANT



G-CLR

CLEAR  
GLASS

G-FCL

FROSTED CLEAR  
GLASS

G-BLK

BLACK  
GLASS

The Méne Pendant’s hand blown glass shades are available in three different finish options, each creating a unique light dispersion.



A-CHM


CHAMPAGNE  
ANODISED ALUMINIUM

The body and ceiling canopy of the Méne Pendant is finished to anodised champagne.





MÉNE TABLE LAMP



- G-CLR**

CLEAR  
GLASS
- G-FCL**

FROSTED CLEAR  
GLASS
- G-BLK**

BLACK  
GLASS
- G-FBL**

FROSTED BLACK  
GLASS

The Méne Table Lamp’s hand blown glass shades and base are available in three different finish options, each creating a unique light dispersion.



- A-CHM**
- CHAMPAGNE  
ANODISED ALUMINIUM

The body and ceiling canopy of the Méne Table Lamp is finished to anodised champagne.



ARBOUR LINEAR PENDANT



**H-RKM**

ROCK MAPLE  
SOLID HARDWOOD

**H-AOK**

AMERICAN OAK  
SOLID HARDWOOD

**H-AWT**

AMERICAN WALNUT  
SOLID HARDWOOD

**H-BLK**

BLACK STAINED  
OAK HARDWOOD

The body of the Arbour Linear Pendant is crafted from solid hardwood and available in four different finish options.



**A-CHM**

CHAMPAGNE ANODISED  
ALUMINIUM

The details of the Arbour Linear Pendant are finished to anodised champagne.



CETO CIRCLET



G-CLR

CLEAR  
GLASS

G-WHT

WHITE  
GLASS


G-BLK

BLACK  
GLASS

G-FBL

FROSTED BLACK  
GLASS

The Ceto Circlet's hand blown glass shades are available in four different finish options, each creating a unique light dispersion.



A-CHM

CHAMPAGNE  
ANODISED ALUMINIUM


A-BLK

BLACK  
ANODISED ALUMINIUM

The body of the Ceto Circlet is finished to either anodised champagne or anodised black.



CETO CHANDELIER



G-CLR

CLEAR  
GLASS

G-WHT

WHITE  
GLASS


G-BLK

BLACK  
GLASS

G-FBL

FROSTED BLACK  
GLASS

The Ceto Chandelier’s hand blown glass shades are available in four different finish options, each creating a unique light dispersion.



A-CHM

CHAMPAGNE  
ANODISED ALUMINIUM

A-BLK


BLACK  
ANODISED ALUMINIUM

The body of the Ceto Chandelier is finished to either anodised champagne or anodised black.





CETO PENDANT



- G-CLR**


CLEAR  
GLASS
- G-WHT**

WHITE  
GLASS
- G-BLK**

BLACK  
GLASS
- G-FBL**

FROSTED BLACK  
GLASS

The Ceto Pendant’s hand blown glass shades are available in four different finish options, each creating a unique light dispersion.



- A-CHM**

CHAMPAGNE  
ANODISED ALUMINIUM
- A-BLK**

BLACK  
ANODISED ALUMINIUM

The canopies and flex tube of the Ceto Pendant is finished to either anodised champagne or anodised black.



CETO WALL LIGHT



- G-CLR**


CLEAR  
GLASS
- G-WHT**

WHITE  
GLASS
- G-BLK**

BLACK  
GLASS
- G-FBL**

FROSTED BLACK  
GLASS

The Ceto Wall Light’s hand blown glass shades are available in four different finish options, each creating a unique light dispersion.



- A-CHM**

CHAMPAGNE  
ANODISED ALUMINIUM
- A-BLK**

BLACK  
ANODISED ALUMINIUM

The canopies and tube of the Ceto Wall Light is finished to either anodised champagne or anodised black.



CETO FLOOR LAMP



G-CLR

CLEAR  
GLASS

G-WHT

WHITE  
GLASS


G-BLK

BLACK  
GLASS

G-FBL

FROSTED BLACK  
GLASS

The Ceto Floor Lamp’s hand blown glass shades are available in four different finish options, each creating a unique light dispersion. As the shades are handmade, each will vary slightly in thickness, colour and texture, giving each lamp a unique, distinctive look.



A-CHM

CHAMPAGNE  
ANODISED ALUMINIUM

A-BLK

BLACK  
ANODISED ALUMINIUM

PC-BK2

BLACK ACE  
POWDER COAT


The body of the Ceto Floor Lamp is finished to either anodised champagne or anodised black.

The base of the Ceto Floor Lamp is finished to Dulux Electro Black Ace.





NEBULAE CHANDELIER



G-FLT

FLUTED CLEAR  
TEXTURED GLASS


G-PWH

PEARL WHITE  
TEXTURED GLASS

G-BBL

BUBBLED BLACK  
TEXTURED GLASS

The Nebulae Chandelier’s disks are available in three different textured glass options, each creating a unique light dispersion.



A-CHM

CHAMPAGNE ANODISED  
ALUMINIUM

A-BLK


BLACK  
ANODISED ALUMINIUM

The body of the Nebulae Chandelier, as well as the fixing bolts, are finished to either anodised champagne or anodised black.





NEBULAE WALL LIGHT




**G-FLT**  
FLUTED CLEAR  
TEXTURED GLASS

**G-PWH**  
PEARL WHITE  
TEXTURED GLASS

**G-RPL**  
RIPPLED BLUE  
TEXTURED GLASS

**G-BBL**  
BUBBLED BLACK  
TEXTURED GLASS

The Nebulae Wall Light's disks are available in four different textured glass options, each creating a unique light dispersion.



**A-CHM**  
CHAMPAGNE ANODISED  
ALUMINIUM

**A-BLK**  
BLACK  
ANODISED ALUMINIUM

The central bolt and wall canopy of each Nebulae Wall Light is finished to either anodised champagne or anodised black.



HEMERA DESK LAMP



M-ELB

ELBA

MARBLE

The Hemera Lamp is crafted from Elba, a beautiful natural marble that is hard-wearing, long-lasting and naturally resilient.



A-CHM


CHAMPAGNE

ANODISED ALUMINIUM

The internal cage of the Hemera Desk Lamp is finished to anodised champagne.



ORA DESK LAMP



A-WCH

WHITE CHAMPAGNE  
ANODISED ALUMINIUM

A-GRY

GREY  
ANODISED ALUMINIUM

A-BLK

BLACK  
ANODISED ALUMINIUM

The Ora Desk Lamp is available in three brushed anodised finishes; white champagne, grey and black.



ORA PENDANT



P-WHT

WHITE  
PAINT

P-BLK

BLACK  
PAINT

P-GRN

GREEN  
PAINT

The Ora Pendant is available in three carefully chosen painted finishes  
- 2 pack paint on aluminium with matching disk.



A-CHM

CHAMPAGNE  
ANODISED ALUMINIUM

The Ora Pendant is available in a champagne anodised finish, with a  
matching gold painted metallic disk.





POLAR WALL LIGHT



- P-WHT**

WHITE  
PAINT
- P-BLK**

BLACK  
PAINT
- P-GRN**

GREEN  
PAINT
- P-GLD**

GOLD METALLIC  
PAINT

The Polar Wall Light disk is available in four carefully chosen painted finishes - 2 pack paint on aluminium



- A-CHM**
- CHAMPAGNE  
ANODISED ALUMINIUM

The spun aluminium Polar Wall Light canopy is finished in a champagne anodised finish.



OAK PENDANT



H-OAK

NATURAL  
OAK HARDWOOD

H-LIM

LIMED STAINED  
OAK HARDWOOD


H-BLK

BLACK STAINED  
OAK HARDWOOD

The Oak Pendant is available in three carefully chosen stained solid timber shades.



SILHOUETTE PENDANT




A-WCH

CHAMPAGNE ANODISED  
ALUMINIUM

A-BLK

BLACK  
ANODISED ALUMINIUM

The Silhouette Pendant is available in a spun aluminium shade finished to either anodised champagne or anodised black.



G-WHT

WHITE  
GLASS


G-BLK

BLACK  
GLASS

The Silhouette Pendant is available in a hand blown glass shade finished to two different colour options.



## SILHOUETTE WALL LIGHT




**A-CHM**

CHAMPAGNE  
ANODISED ALUMINIUM

**A-BLK**

BLACK  
ANODISED ALUMINIUM

The Silhouette Wall Light is available in a spun aluminium shade finished to either anodised champagne or anodised black.



**G-WHT**


WHITE  
GLASS

**G-BLK**

BLACK  
GLASS

The Silhouette Wall Light is available in a hand blown glass shade finished to two different colour options.





PC-WH1

FLAT WHITE  
POWDER COAT

PC-BK2


BLACK ACE  
POWDER COAT

The Silhouette Wall Light cover plate and support bracket is powder coated to in either white or black.

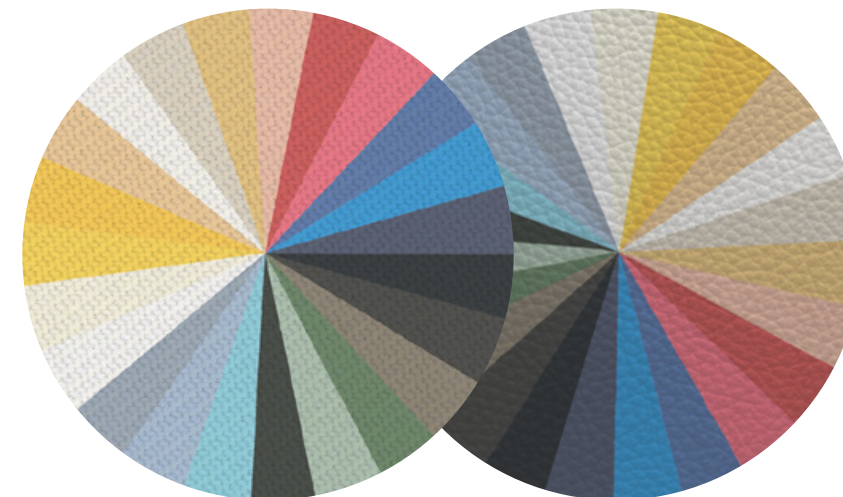


## FURNITURE 02


## ROOK STOOL

**H-WHT**NATURAL WHITE  
OAK HARDWOOD**H-AWT**AMERICAN WALNUT  
SOLID HARDWOOD**H-BLG**BLACK 10% GLOSS  
OAK HARDWOOD

The seat top and uprights of the Rook Stool is available  
in 3 solid timber finishes.

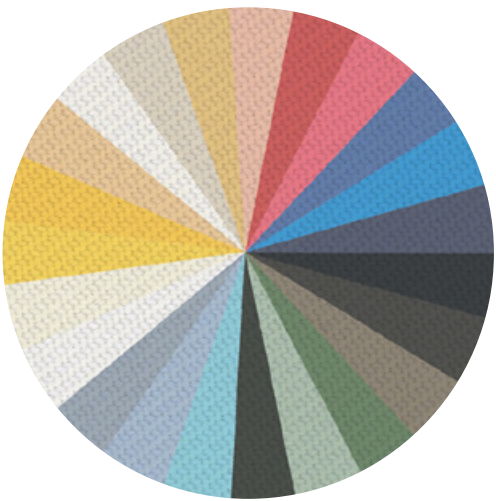
**U-COM**CUSTOM  
FABRIC**U-COL**CUSTOM  
LEATHER

The Rook Stool can be specified with a seat pad in  
custom fabric upholstery (COM) or custom leather  
upholstery (COL).

**PC-BK3**MANNEX BLACK  
POWDER COAT

The foot rest and base plate of the Rook Stool  
is available in a textured powder coated finish -  
Dulux Mannex Black.

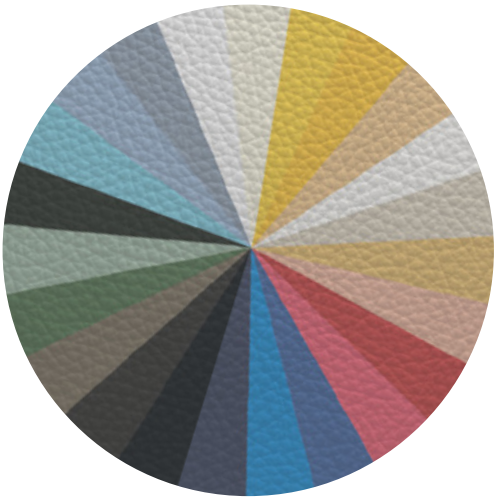
HEARTH CLASSIC LOUNGE



U-COM

CUSTOM  
FABRIC

The Hearth Classic can be specified in custom fabric upholstery (COM).



U-COL

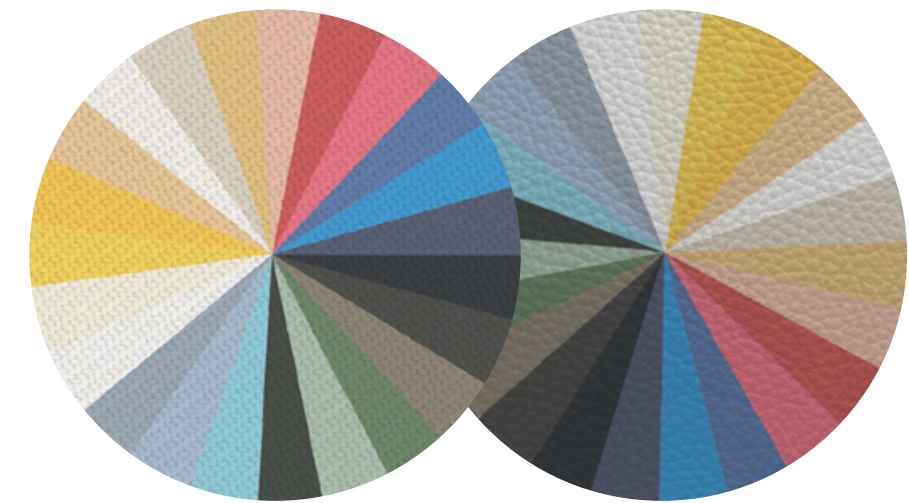
CUSTOM  
LEATHER

The Hearth Classic can be specified in custom leather upholstery (COL).





## HEARTH LOFT LOUNGE




### U-COM

CUSTOM  
FABRIC

### U-COL

CUSTOM  
LEATHER

The Hearth Loft can be specified in custom fabric upholstery (COM) or custom leather upholstery (COL).



### PC-WH1

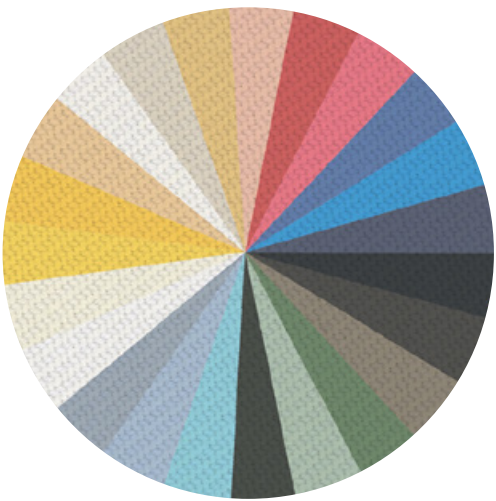
FLAT WHITE  
POWDER COAT

### PC-BK2

BLACK ACE  
POWDER COAT

The Hearth Loft legs are available in standard powder coated finishes - Dulux Flat White and Black Ace as well as a range of colours (please refer to powder colour chart).

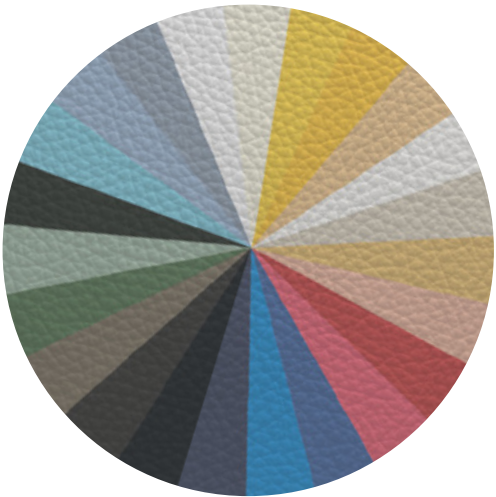
PLACE LOUNGE



U-COM

CUSTOM  
FABRIC

The Place Lounge can be specified in custom fabric upholstery (COM).




U-COL

CUSTOM  
LEATHER

The Place Lounge can be specified in custom leather upholstery (COL).



PLACE SIDE TABLE




PC-WH1

FLAT WHITE  
POWDER COAT

PC-BK2

BLACK ACE  
POWDER COAT

The Place Side Table legs are available in standard powder coated finishes - Dulux Flat White and Black Ace as well as a range of colours (please refer to powder colour chart).




L-AMB

ABSOLUTE MATTE BLACK  
LAMINATE

The top of the Place Side Table is available in Laminex Absolute Matte Black.



BREEZE SIDE TABLE



MI-BRZ

BRONZE  
MIRROR

MI-BLK

BLACK  
MIRROR

The top of the Breeze Side Table is available in two standard mirror finishes.




M-EMP

EMPERADOR  
MARBLE

M-PIL

PILBARA  
MARBLE

The top of the Breeze Side Table is available in a striking Emperor and Pilbara Dreamtime marble sourced in Australia.



PC-BK3

MANNEX BLACK  
POWDER COAT

PC-WH3

MANNEX WHITE  
POWDER COAT

PC-MNR

MANOR RED  
POWDER COAT

PC-PEU

PALE EUCALYPT  
POWDER COAT

PC-DOC

DEEP OCEAN  
POWDER COAT

PC-PBK

PAPERBARK  
POWDER COAT

PC-DBZ


DEEP BRONZE  
POWDER COAT

The legs and top of the Breeze Side Table is available in seven standard textured powder coated finishes, as well as a range of custom colours (please refer to powder colour chart).





BREEZE COFFEE TABLE



MI-BRZ

BRONZE  
MIRROR

MI-BLK

BLACK  
MIRROR

The top of the Breeze Coffee Table is available in two standard mirror finishes.




M-EMP

EMPERADOR  
MARBLE

M-PIL

PILBARA  
MARBLE

The top of the Breeze Coffee Table is available in a striking Emperor and Pilbara Dreamtime marble sourced in Australia.



PC-BK3

MANNEX BLACK  
POWDER COAT

PC-WH3

MANNEX WHITE  
POWDER COAT

PC-MNR

MANOR RED  
POWDER COAT

PC-PEU

PALE EUCALYPT  
POWDER COAT

PC-DOC

DEEP OCEAN  
POWDER COAT

PC-PBK

PAPERBARK  
POWDER COAT


PC-DBZ

DEEP BRONZE  
POWDER COAT

The legs and top of the Breeze Coffee Table is available in seven standard textured powder coated finishes, as well as a range of custom colours (please refer to powder colour chart).



BREEZE DINING TABLE

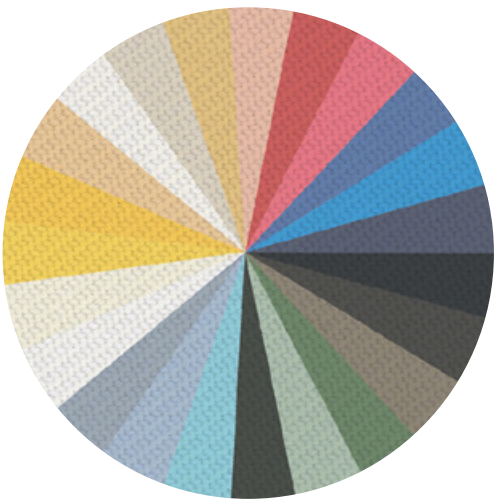


PC-BK3	PC-WH3	PC-MNR	PC-PEU	PC-DOC	PC-PBK	PC-DBZ
MANNEX BLACK POWDER COAT	MANNEX WHITE POWDER COAT	MANOR RED POWDER COAT	PALE EUCALYPT POWDER COAT	DEEP OCEAN POWDER COAT	PAPERBARK POWDER COAT	DEEP BRONZE POWDER COAT

The legs of the Breeze Dining Table is available in seven standard textured powder coated finishes, as well as a range of custom colours (please refer to powder colour chart).



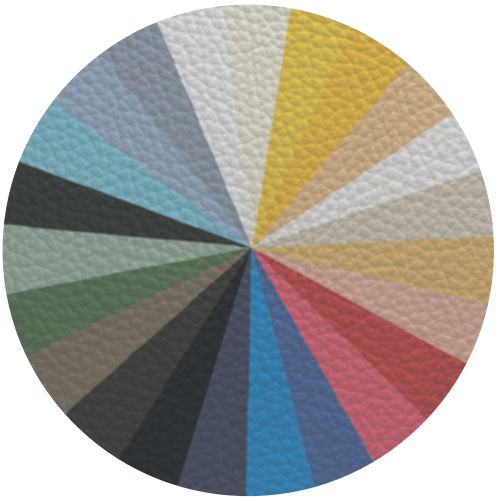
ADAPT LOUNGE



U-COM

CUSTOM  
FABRIC

The Adapt Lounge can be specified in custom fabric upholstery (COM).




U-COL

CUSTOM  
LEATHER

The Adapt Lounge can be specified in custom leather upholstery (COL).






**PC-WH1**

FLAT WHITE  
POWDER COAT

**PC-BK2**

BLACK ACE  
POWDER COAT

The legs of the Adapt Lounge and Pivoting Table base is available in standard powder coated finishes - Dulux Flat White and Black Ace as well as a range of colours (please refer to powder colour chart).




**L-WHT**

WHITE  
LAMINATE

**L-BLK**

BLACK  
LAMINATE

The rear-mounted desk of the Adapt Lounge is available in two standard laminate finishes.



**PM-WHT**

WHITE  
POWDER COATED MDF

**PM-BLK**

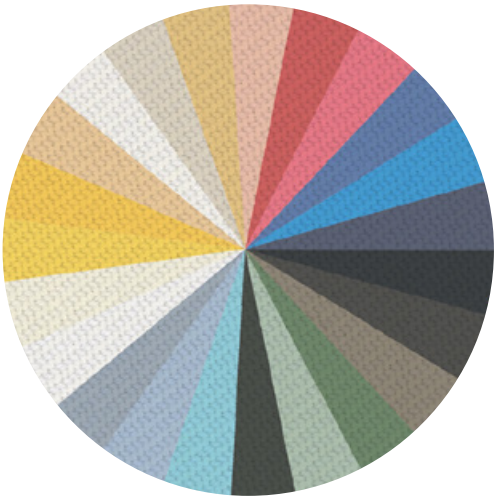
BLACK  
POWDER COATED MDF

The Adapt Pivoting Table is available in two powder coated MDF finishes.





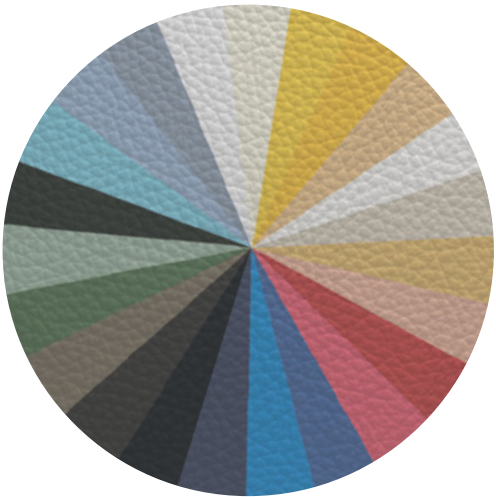
ADAPT ROUND OTTOMAN



U-COM

CUSTOM  
FABRIC

The Adapt Round Ottoman can be specified in custom fabric upholstery (COM).




U-COL

CUSTOM  
LEATHER

The Adapt Round Ottoman can be specified in custom leather upholstery (COL).



ADAPT SIDE TABLE



L-BLK

BLACK  
LAMINATE


The top of the Adapt Side Table is available in standard laminate finish.



MI-BLK

BLACK  
MIRROR

The top of the Adapt Side Table is available in one standard mirror finish.




PC-BK2

BLACK ACE  
POWDER COAT

The frame of the Adapt Side Table is powder coated as standard in Dulux Black Ace as well as a range of colours (please refer to powder colour chart).



UNIVERSAL TABLE




PM-WHT

WHITE  
POWDER COATED MDF

PM-BLK

BLACK  
POWDER COATED MDF

The top of the Universal Table is available in two standard black powder coated MDF finishes.



PC-WH1

FLAT WHITE  
POWDER COAT

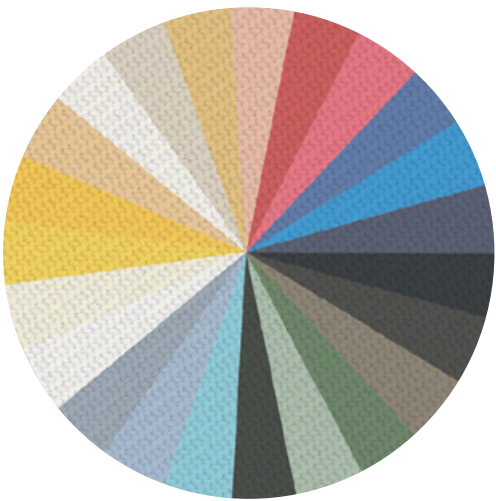
PC-BK2

BLACK ACE  
POWDER COAT

The base of the Universal Table is available in two standard powder coated finishes as well as a range of colours (please refer to powder colour chart)



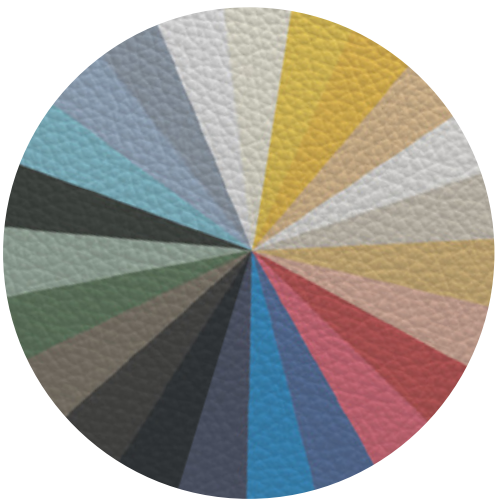
NOON LOUNGE



U-COM

CUSTOM  
FABRIC


The Noon Lounge can be specified in custom fabric upholstery (COM).



U-COL

CUSTOM  
LEATHER

The Noon Lounge can be specified in custom leather upholstery (COL).



PC-BK2


BLACK ACE  
POWDER COAT

The legs of the Noon Lounge are powder coated as standard. They can also be upholstered to match the body of the lounge.





NOON COFFEE TABLE




L-WHT

WHITE  
LAMINATE

L-BLK

BLACK  
LAMINATE

The top of the Noon Table is available in two standard laminate finishes.



MI-BRZ

BRONZE  
MIRROR

MI-BLK

BLACK  
MIRROR

The top of the Noon Table is available in two standard mirror finishes.





V-OAK

OAK  
VENEER

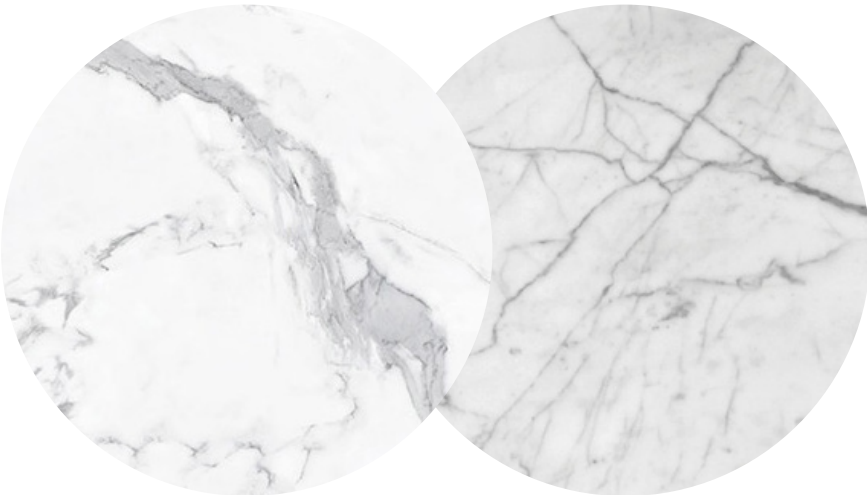
V-WLT

WALNUT  
VENEER

V-BLK

BLACK STAINED  
VENEER

The top of the Noon Table is available in three standard veneer finishes, in both a standard grain and tri-cut grain.




M-CAL

CALACATTA  
MARBLE

M-CAR

CARARRA  
MARBLE

The top of the Noon Table is available in two standard marble finishes with a honed surface.



PC-WH1

FLAT WHITE  
POWDER COAT


PC-BK2

BLACK ACE  
POWDER COAT

The frame of the Noon Table is available in two standard powder coated finishes - Dulux Flat White and Black Ace as well as a range of colours (please refer to powder colour chart).



NOON MIRROR



MI-CLR

CLEAR  
MIRROR

MI-BRZ

BRONZE  
MIRROR

MI-BLK

BLACK  
MIRROR

The Noon Mirror is available in 3 standard mirror finishes, as well as a combination of all three in a tri-cut configuration.



V-WAL

WALNUT  
VENEER


V-RKM

ROCK MAPLE  
VENEER

The frame of the Noon Mirror is made up of three alternating rings of timber veneer in a walnut, rock maple and walnut combination.



DUET STOOL



PC-WH2

SATIN WHITE  
POWDER COAT

PC-BK1

SATIN BLACK  
POWDER COAT

PC-CLR

CLEAR  
POWDER COAT

The Duet Stool frame is available in 3 standard powder coated finishes as well as a range of colours (please refer to powder colour chart).



H-WHT

NATURAL WHITE  
OAK HARDWOOD

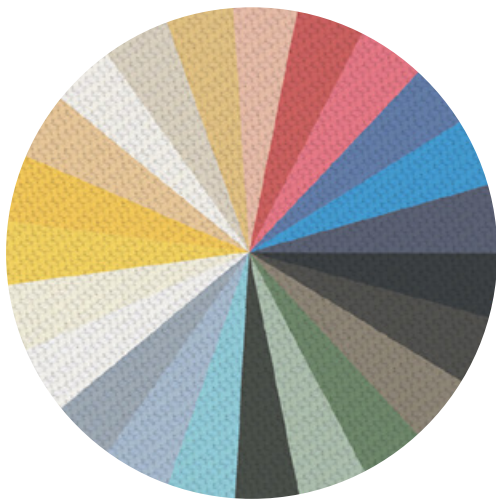
H-BLG

BLACK 10% GLOSS  
OAK HARDWOOD

The Duet Stool seat is available in a solid ash or upholstered top for indoor use.



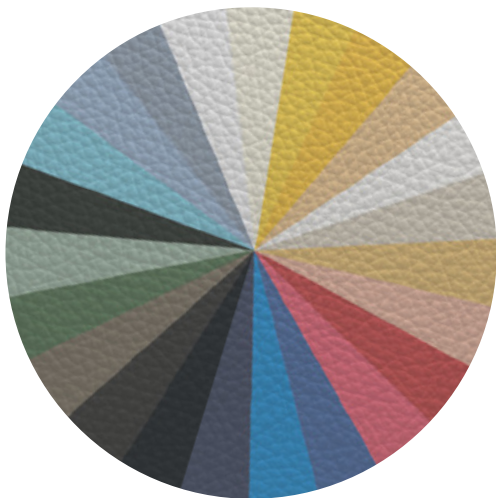




U-COM

CUSTOM  
FABRIC

The Duet Stool top can be specified in custom fabric upholstery (COM).



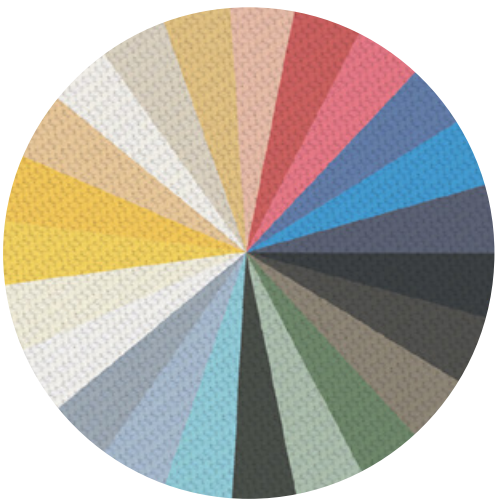
U-COL

CUSTOM  
LEATHER

The Duet Stool top can be specified in custom leather upholstery (COL).



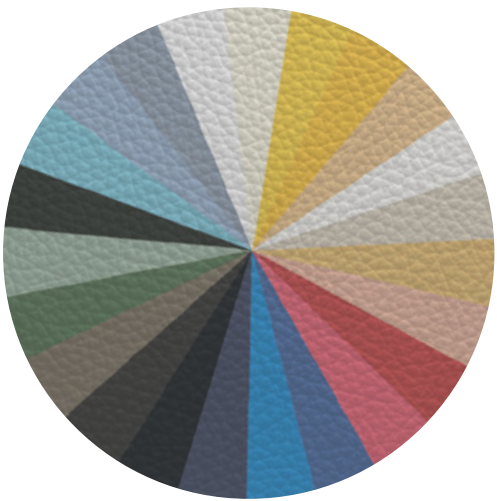
TAILORED LOUNGE



U-COM

CUSTOM  
FABRIC

The Tailored Lounge can be specified in custom fabric upholstery (COM).



U-COL

CUSTOM  
LEATHER

The Tailored Lounge can be specified in custom leather upholstery (COL).



H-OAK

NATURAL  
OAK HARDWOOD



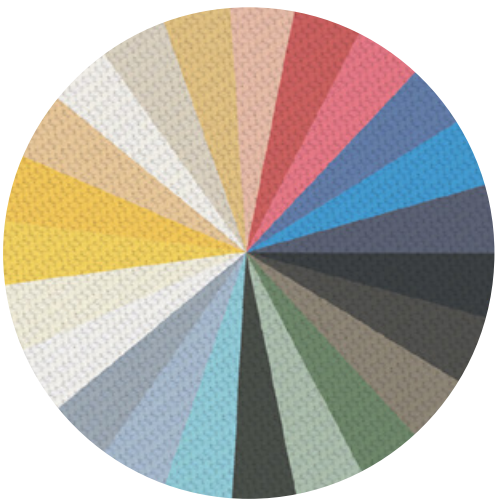
H-BLK

BLACK STAINED  
OAK HARDWOOD

The legs of the Tailored Lounge are made from solid Oak and available in natural or black stained - custom stains are also available.



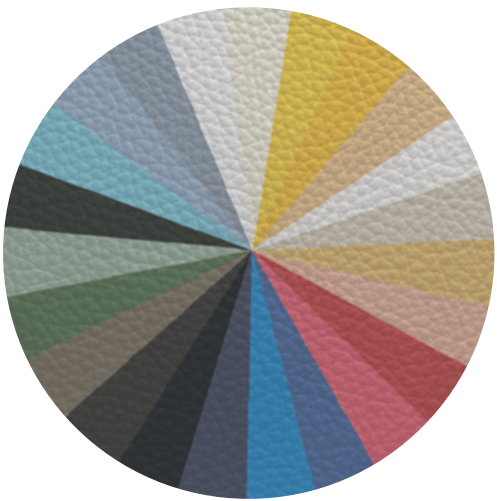
TAILORED HIGH-BACK LOUNGE



U-COM

CUSTOM  
FABRIC

The Tailored High-Back Lounge can be specified in custom fabric upholstery (COM).



U-COL

CUSTOM  
LEATHER

The Tailored High-Back Lounge can be specified in custom leather upholstery (COL).



H-OAK

NATURAL  
OAK HARDWOOD



H-BLK

BLACK STAINED  
OAK HARDWOOD

The legs of the Tailored High-Back Lounge are made from solid Oak and available in natural or black stained - custom stains are also available.





HALF FULL STOOL



H-OAK

NATURAL  
OAK HARDWOOD

H-LIM

LIME STAINED  
OAK HARDWOOD

H-BLK

BLACK STAINED  
OAK HARDWOOD

The Half Full Stool is made from oak hardwood and available in three standard finishes - custom stains are also available.





# MATERIALS 03

ANODISED ALUMINIUM

MATERIAL DETAILS

Anodising is an electrochemical process used to produce a film of aluminium oxide on the surface of the part. The anodised surface results an increased resistance to wear and corrosion as well as increased durability and hardness. The anodised surface can be dyed in various coloured finishes providing an alternative finish to painting.



A-WCH

WHITE CHAMPAGNE ANODISED ALUMINIUM

ORA DESK LAMP



A-CHM

CHAMPAGNE ANODISED ALUMINIUM

MÈNE PENDANT / MÈNE TABLE LAMP / CETO CIRCLET / ARBOUR LINEAR PENDANT / NEBULAE WALL LIGHT / NEBULAE CHANDELIER / SILHOUETTE WALL LIGHT / SILHOUETTE PENDANT / CETO CHANDELIER / CETO PENDANT / CETO WALL LIGHT / CETO FLOOR LAMP / HEMERA DESK LAMP / ORA PENDANT / POLAR WALL LIGHT



A-GRY

GREY ANODISED ALUMINIUM

ORA DESK LAMP



A-BLK

BLACK ANODISED ALUMINIUM

CETO CIRCLET / CETO CHANDELIER / CETO PENDANT / CETO WALL LIGHT / CETO FLOOR LAMP / NEBULAE WALL LIGHT / NEBULAE CHANDELIER / ORA DESK LAMP / SILHOUETTE WALL LIGHT / SILHOUETTE PENDANT

BRASS

MATERIAL DETAILS

All solid brass components are brushed and treated to achieve the desired finish of our three available finish options. The surface is then waxed to add a layer of protection and to prevent accelerated aging.



BR-NAT

BRUSHED BRASS

AERIS WALL LIGHT / AERIS TABLE LAMP / AERIS PENDANT / AERIS CHANDELIER / AERIS TABLE LAMP / AERIS PENDANT / VOLANT CHANDELIER / VOLANT WALL LIGHT



BR-BRZ

BRONZED BRASS

AERIS WALL LIGHT / AERIS TABLE LAMP / AERIS PENDANT / AERIS CHANDELIER / AERIS TABLE LAMP / AERIS PENDANT / VOLANT CHANDELIER / VOLANT WALL LIGHT



BR-BLK

BLACKENED BRASS

AERIS WALL LIGHT / AERIS TABLE LAMP / AERIS PENDANT / AERIS CHANDELIER / AERIS TABLE LAMP / AERIS PENDANT / VOLANT CHANDELIER / VOLANT WALL LIGHT



GLASS

MATERIAL DETAILS

Three different types of glass is used in our lighting products; mouth blown, borosilicate and textured art glass. The mouth blown glass is skillfully hand crafted by the glass blowers in Adelaide’s Jam Factory. As each piece is handmade they will vary slightly in thickness, colour and texture, giving each shades its own unique, distinctive look. The tubular formed borosilicate glass is available in both fluted and uniform variations. The textured art glass is available in a range of colours and textures, including a fluted option and more abstract rippled variations.



G-CLR

CLEAR GLASS

AERIS WALL LIGHT / AERIS TABLE LAMP / AERIS PENDANT / AERIS CHANDELIER / SOLACE TABLE LAMP / SOLACE PENDANT / MÉNE PENDANT / MÉNE TABLE LAMP / CETO CIRCLET / CETO CHANDELIER / CETO PENDANT / CETO WALL LIGHT / CETO FLOOR LAMP / SILHOUETTE PENDANT / SILHOUETTE WALL LIGHT



G-FCL

FROSTED CLEAR GLASS

SOLACE TABLE LAMP / SOLACE PENDANT / MÉNE PENDANT / MÉNE TABLE LAMP



G-FLT

FLUTED CLEAR TEXTURED GLASS

VOLANT CHANDELIER / NEBULAE CHANDELIER / NEBULAE WALL LIGHT



G-FFL

FROSTED FLUTED GLASS

VOLANT CHANDELIER



G-WHT

WHITE GLASS

AERIS WALL LIGHT / AERIS TABLE LAMP / AERIS PENDANT / AERIS CHANDELIER / SOLACE TABLE LAMP / SOLACE PENDANT / CETO CIRCLET / CETO CHANDELIER / CETO PENDANT / CETO WALL LIGHT / CETO FLOOR LAMP / SILHOUETTE PENDANT / SILHOUETTE WALL LIGHT



G-PWH

PEARL WHITE TEXTURED GLASS


NEBULAE CHANDELIER / NEBULAE WALL LIGHT



G-RPL

RIPPLED BLUE TEXTURED GLASS


NEBULAE WALL LIGHT



G-BLK

BLACK GLASS

AERIS WALL LIGHT / AERIS TABLE LAMP / AERIS PENDANT / AERIS CHANDELIER / MÉNE PENDANT / MÉNE TABLE LAMP / CETO CIRCLET / CETO CHANDELIER / CETO PENDANT / CETO WALL LIGHT / CETO FLOOR LAMP / SILHOUETTE PENDANT / SILHOUETTE WALL LIGHT



G-FBL

FROSTED BLACK GLASS

AERIS WALL LIGHT / AERIS TABLE LAMP / AERIS PENDANT / AERIS CHANDELIER / SOLACE TABLE LAMP / SOLACE PENDANT / VOLANT CHANDELIER / MÉNE TABLE LAMP / CETO CIRCLET / CETO CHANDELIER / CETO PENDANT / CETO WALL LIGHT / CETO FLOOR LAMP / SILHOUETTE PENDANT / SILHOUETTE WALL LIGHT



G-BBL

BUBBLE BLACK TEXTURED GLASS

NEBULAE CHANDELIER / NEBULAE WALL LIGHT



HARDWOOD TIMBER

MATERIAL DETAILS

Timber is a natural material that is unique in its appearance. There can be distinct differences in hue of the timber as well as the depth and variety of the grain. These distinctive characteristics define its origins and constitute its main aesthetic value. Our timber products are predominantly manufactured from FSC certified timbers.



H-WHT

NATURAL WHITE OAK HARDWOOD

ROOK STOOL / DUET STOOL



H-OAK

NATURAL OAK HARDWOOD

ARBOUR LINEAR PENDANT / HALF FULL  
/ OAK PENDANT / TAILORED LOUNGE



H-LIM

LIMED STAINED OAK HARDWOOD

HALF FULL / OAK PENDANT



H-AWT

AMERICAN WALNUT SOLID HARDWOOD

ARBOUR LINEAR PENDANT  
/ ROOK STOOL



H-RKM

ROCK MAPLE SOLID HARDWOOD

ARBOUR LINEAR PENDANT



H-BLG

BLACK 10% GLOSS OAK HARDWOOD

ROOK STOOL / DUET STOOL



H-BLK

BLACK 0% GLOSS OAK HARDWOOD

ARBOUR LINEAR PENDANT / HALF FULL  
/ OAK PENDANT





# LAMINATE

## MATERIAL DETAILS


Laminate is a cost effective, low maintenance material. It is light-weight and durable making it resistant to surface wear and stains. The laminate used in several of our furniture pieces has a consistent surface finish with a subtle texture and soft sheen.



L-WHT

WHITE LAMINATE


ADAPT DESK / NOON TABLE



L-BLK

BLACK LAMINATE

ADAPT DESK / ADAPT SIDE TABLE / NOON TABLE



L-AMB

ABSOLUTE MATTE BLACK LAMINATE

PLACE SIDE TABLE

# MARBLE

## MATERIAL DETAILS


Marble is a metamorphic rock that forms when limestone is subjected to heat and pressure. It is composed primarily of the mineral calcite and usually contains other minerals, such as clay minerals, micas, quartz, pyrite, iron oxides, and graphite. These minerals are what gives marble its unique colours and patterns. The Carrara and Calacatta marble we use is sourced from large quarries in Italy, whereas the Elba marble is sourced from a single quarry in Greece.



M-CAL

CALACATTA MARBLE

NOON TABLE



M-CAR

CARRARA MARBLE

NOON TABLE



M-ELB

ELBA MARBLE

HEMERA DESK LAMP



M-EMP

EMPERADOR MARBLE

BREEZE TABLE



MIRROR

MATERIAL DETAILS

Mirror is manufactured by applying a reflective coating to the rear surface of glass. The mirror used in our products is produced with two coats of special backing paint, offering additional protection to the reflective coating from heat moisture and chemicals. In addition to this it has a high light reflectance, giving the ability to produce a lighter and brighter reflection.



MI-CLR

CLEAR MIRROR

NOON MIRROR



MI-BRZ

BRONZE MIRROR

NOON MIRROR / NOON TABLE



MI-BLK

BLACK MIRROR

ADAPT SIDE TABLE / NOON MIRROR / NOON TABLE

PAINTED

MATERIAL DETAILS


Our high quality painted finishes are achieved using a 2 pack paint system. This involves a two step process involving an acrylic paint melamine and a hardener resin. When combined these two resins result in a chemical reaction producing a hardened solution. The finish achieved is tough, luxurious and highly durable and is possible in a wide range of colours.



P-WHT

WHITE PAINTED


ORA PENDANT / POLAR WALL LIGHT



P-BLK

BLACK PAINTED LIGHT

ORA PENDANT / POLAR WALL LIGHT



P-GRN

GREEN PAINTED

ORA PENDANT / POLAR WALL LIGHT



P-GLD

GOLD METALLIC PAINTED

POLAR WALL LIGHT



# POWDER COAT - STANDARD

## MATERIAL DETAILS

Powder coating is the electrostatic application of dry powder to metal surfaces which are then cured under high heat. This ensures a hardened, durable painted surface that is tougher and more durable than conventional paint. Powder coat is available in a large range of colours and finishes, including, gloss, matte and satin. For custom colours please refer to page 82.



PC-WH1

FLAT WHITE POWDER COAT

ADAPT LOUNGE / HEARTH LOFT  
LOUNGE / NOON TABLE / PLACE SIDE  
TABLE / UNIVERSAL TABLE



PC-WH2

SATIN WHITE POWDER COAT


DUET STOOL



PC-WH3

MANNEX WHITE POWDER COAT


BREEZE TABLE



PC-BK1

SATIN BLACK POWDER COAT


DUET STOOL / SILHOUETTE WALL  
LIGHT



PC-BK2

BLACK ACE POWDER COAT

ADAPT LOUNGE / ADAPT SIDE TABLE  
/ CETO FLOOR LAMP / HEARTH LOFT  
LOUNGE / NOON TABLE / NOON LOUNGE  
/ PLACE SIDE TABLE / UNIVERSAL  
TABLE



PC-BK3

MANNEX POWDER COAT

ROOK STOOL / BREEZE TABLE

# POWDER COATED MDF

## MATERIAL DETAILS


Powder coated MDF is a highly durable, cost-effective finish that's free of VOCs and more environmentally friendly than traditional treatments such as laminates, veneers and wet paint finishes. The simple process produces an even, seamless, highly durable and chemical resistant coating on the MDF, which can be cut in a multitude of shapes and curves. This results in high quality finished pieces in a range of complex shapes.



PM-WHT

WHITE POWDER COATED MDF

UNIVERSAL TABLE / ADAPT PIVOTING  
TABLE / PLACE PIVOTING TABLE



PM-BLK

BLACK POWDER COATED MDF

UNIVERSAL TABLE / ADAPT PIVOTING  
TABLE / PLACE PIVOTING TABLE



# VENEER

## MATERIAL DETAILS

The timber used for our veneers are natural materials that are unique in appearance. There can be distinct differences in hue of the veneer as well as the depth and variety of the grain. Veneer is cost effective, durable and resists warping and fragmentation. It can be polished to clear to display the natural hue of the timber or stained to a particular colour.



V-OAK

OAK VENEER

NOON TABLE



V-RKM

ROCK MAPLE VENEER

NOON MIRROR



V-WAL

WALNUT VENEER

NOON MIRROR / NOON TABLE



V-BLK

BLACK STAINED VENEER

NOON TABLE

# POWDER COAT - CUSTOM

## CUSTOM POWDER COAT COLOURS

The below powder coat colours can be requested as a custom finish for the following furniture ranges:


- Adapt
- Duet
- Noon
- Asymmetry
- Hearth Loft

Please note a surcharge is required for custom colours, please refer to pricing sheet for details.




PC-YW1

OXYTECH HOMEBUSH GOLD



PC-YW2

DULUX SAFETY YELLOW



PC-OR1

DULUX ORANGE X15



PC-OR2

OXYTECH TERRACOTTA



PC-PK1

OXYTECH DUSTY PINK




PC-PK2

OXYTECH PINK BLUSH









PC-RD1

DULUX FLAME RED




PC-RD2

DULUX MANOR RED




PC-GR1

DULUX PALE EUCALYPT




PC-GR2

DULUX WILDERNESS




PC-GR3

DULUX MISTLETOE




PC-GR4

DULUX COTTAGE GREEN




PC-BL1

DULUX WEDGEWOOD




PC-BL2

DULUX POMMEL BLUE




PC-BL3

DULUX DEEP OCEAN



PC-GY1

DULUX OYSTER




PC-GY2

DULUX NOTRE DAME



PC-NT1

DULUX RIVERGUM BEIGE



PC-NT2

DULUX JASPER

MATERIAL VARIATIONS

All of our products are individually assembled and finished, meaning minor variations in finish, colour and form can occur. Several products include handmade components, including those crafted from glass, ceramic and timber. These will all have their own unique forms, patterns and/or finishes. Natural materials, such as timber, veneer and marble will also have varying colours and grains, this is evidence of their natural and unique qualities. These slight variations are to be expected and will not be accepted as a fault or defect in the product.

Colours and finishes as viewed on printed and digital sources are representative only and may not appear identical to the finished product.





## ROSS GARDAM

PHOTOGRAPHY BY HAYDN CATTACH - HAYDNCATTACH.COM & MR.P STUDIOS - MRPSTUDIOS.COM

COLOUR AND SWATCHES SHOWN IN THIS DOCUMENT ARE FOR REFERENCE ONLY AND MAY DIFFER IN ACTUALITY.

COPYRIGHT ©2025 ROSS GARDAM PTY LTD. ALL CONCEPTS, PHOTOGRAPHY AND IDEAS CONTAINED WITHIN THIS DOCUMENT ARE PRIVATE AND CONFIDENTIAL. THEY MUST NOT BE REPRODUCED IN ANY WAY OR FORM AND REMAIN THE INTELLECTUAL PROPERTY OF ROSS GARDAM. ALL PRODUCTS ARE REGISTERED DESIGNS WITH IP AUSTRALIA.