

ROSS GARDAM

CATALOGUE / 2024



ROSSGARDAM.COM.AU

A photograph of a modern building with a curved concrete facade. The building features a series of rectangular openings and a prominent overhang. In the foreground, there is a lush garden with various green plants, including ferns and small trees. The text "Experiential Objects that Elicit Joy & Defy Convention." is overlaid in white serif font on the building's facade.

Experiential Objects
that Elicit Joy &
Defy Convention.

All Ross Gardam® products are driven by a distinct desire to defy the conventions of our relationship with and connection to contemporary design.

Designed for public and private spaces, every product is informed by a deep fascination in the layered experiences that exists between object and self. This experiential understanding combined with a unique outlook on form and function underpins each collection.

Ross Gardam® products are hand-crafted in Melbourne, Australia, by local artisans and manufacturers with an unrivalled level of finish and expertise. The studio's methodology combines innovative technology with traditional craft, resulting in products imbued with subtle historical and ritualistic references. This closeness to the maker and understanding of material is central to the obsessive process of development involved in every Ross Gardam® product.



LIGHTING

VOLANT 10

MÉNE

PENDANT 18

TABLE LAMP 24

ARBOUR 30

CETO

CIRCLET 36

FLOOR LAMP 44

PENDANT 52

VERTICAL CHANDELIER 58

HORIZONTAL CHANDELIER - SINGLE 62

HORIZONTAL CHANDELIER - DOUBLE 68

WALL LIGHT 74

NEBULAE

VERTICAL CHANDELIER 80

HORIZONTAL CHANDELIER 88

WALL LIGHT NEBULAE 94

HEMERA 100

POLAR

DESK LAMP 110

WALL LIGHT 118

ORA

DESK LAMP 124

PENDANT 132

SILHOUETTE

PENDANT 138

WALL LIGHT 142

OAK 148

FURNITURE

ROOK 158

PLACE 166

BREEZE

SIDE TABLE 174

COFFEE TABLE 178

DINING TABLE 184

HEARTH

CLASSIC LOUNGE 192

LOFT LOUNGE 200

ADAPT

LOUNGE 208

SOFT LOUNGE 214

SIDE TABLE 220

PIVOTING TABLE 224

ROUND OTTOMAN 228

UNIVERSAL TABLE 232

NOON

LOUNGE 236

TABLE 244

TAILORED

LOUNGE 250

HIGH-BACK LOUNGE 256

DUET 262


HALF FULL 268

FLINT 274

PROCESS⁰¹

Ross Gardam® products are designed to endure, each product being the output of our high calibre, ethical Australian manufacturing process.

To maintain this, high quality standards apply to everything we do, from ideation and design, material selection and manufacturing through to packaging and owner support.





Each of our lighting pieces is meticulously assembled, wired and packaged in our Melbourne based studio with the upmost care. All our lighting products utilise the most contemporary energy efficient technologies and our upholstered products carry EcoSpecifier™ certification.



Our material selection and use methodology informs our design and manufacturing process and is paramount to the measure of success of all products.



LIGHTING⁰²



VOLANT CHANDELIER

Volant is a modern chandelier that's almost akin to a kinetic sculpture. A static lamp with an uncanny ability to appear in motion. Solid brass bars are home to textured, tubular formed-glass elements, angled to give the impression of floating objects revolving around each other. The result is an elegant equilibrium that's at once enthralling yet soothing.

Volant's modular and architectural nature allow the fixture to span across a plethora of interior spaces. The solid brass bars are individually machined with the luminaire defined by a white glass diffuser which is pinned in-place to the solid brass bar. Textured tubular glass elements are balanced on the same pins creating a uniquely formed illumination.

Each glass element and brass components are made in Australia and hand assembled in our Melbourne based studio. This sculptural luminaire is available in a selection of glass finishes combined with natural hand rubbed brass, bronze, and blackened brass with a waxed finish.

The Volant Chandelier is available in six configurations.





IMAGE /

TOP LEFT / RIGHT - (VC211) FROSTED FLUTED GLASS AND BRUSHED BRASS / (VC212) FROSTED BLACK GLASS AND BRUSHED BRASS
BOTTOM LEFT / RIGHT - (VC323) FROSTED FLUTED GLASS AND BLACKENED BRASS / (VC324) FLUTED GLASS AND BRUSHED BRASS

IMAGE /
DETAILED VIEW OF CLEAR FLUTED GLASS AND BRUSHED BRASS







MÉNE PENDANT

Méne celebrates our sense of awe with the celestial. The objects appear like a lunar apparition, delicately floating in mid-air. Crafted with mouth blown glass, the collection reveals the individual and unique texture of subtly illuminated glass. Méne's rippled form is the result of the studio's continual experimentations with traditional optic glass blowing techniques and innovative engineering. The result is a one of a kind glass texture within every luminaire produced.

The Méne Pendant is available in three finishes.

IMAGE /

TOP LEFT - FROSTED CLEAR GLASS AND CHAMPAGNE ANODISED
BOTTOM LEFT - BLACK GLASS AND CHAMPAGNE ANODISED,
BOTTOM RIGHT - CLEAR GLASS AND CHAMPAGNE ANODISED



IMAGE /

DETAIL OF FROSTED CLEAR GLASS AND MACHINED ALUMINIUM COMPONENTS








MÉNE TABLE LAMP

Each glass shade is mouth blown in Australia and hand assembled in our Melbourne based studio. This sculptural table lamp is available in a selection of mouth-blown glass finishes combined with a highly refined champagne anodised machined body.

The Méne Table Lamp is available in four finishes.





TOP LEFT / RIGHT - CLEAR BLACK GLASS AND CHAMPAGNE ANODISED/
FROSTED CLEAR GLASS AND CHAMPAGNE ANODISED
BOTTOM LEFT / RIGHT - CLEAR GLASS AND CHAMPAGNE ANODISED/
FROSTED BLACK GLASS AND CHAMPAGNE ANODISED





ARBOUR LINEAR PENDANT

A continual timber solid, formed to unite space and celebrate the beauty of the natural. Arbour is a linear timber light which creates the perfect downward luminosity. Created by the divergence of two curves that flow along and around the product.

Solid walnut, rock maple, oak or black stained marries perfectly with the hand polished champagne anodised elements.



IMAGE /

TOP - DETAIL OF AMERICAN WALNUT TIMBER AND CHAMPAGNE ANODISED
BOTTOM- DETAIL OF LIGHT SOURCE NON-ILLUMINATED
RIGHT - DETAILED VIEW OF AMERICAN OAK TIMBER WITH CHAMPAGNE ANODISED HIGHLIGHTS







CETO CIRCLET CHANDELIER

Ceto Circlet captures the variation and rippling of the surface of the ocean. Each piece is mouth blown, reflecting a distinct pattern that emits a delicate luminosity, evoking the presence of the sea and its undulating movements. The Ceto Circlet collection features a circular band suspended in a horizontal plane, to which several Ceto lamps are affixed.

Each glass shade is mouth blown in Australia and hand assembled in our Melbourne based studio. This sculptural luminaire is available in a selection of glass finishes combined with a highly refined machined aluminium body and circular band available in a black and champagne anodised finish.

The Ceto Circlet is available in three sizes.



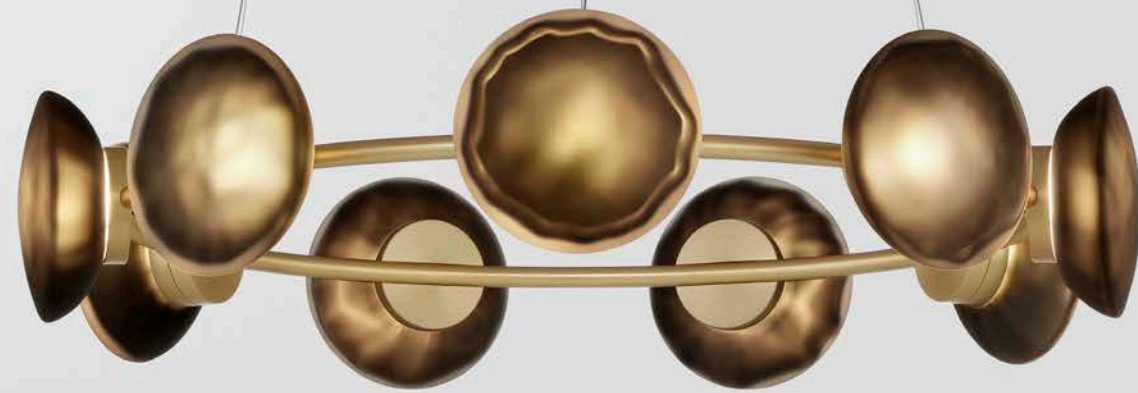


IMAGE /

(CC809) FROSTED BLACK GLASS AND CHAMPAGNE ANODISED

IMAGE /

RIGHT TOP TO BOTTOM - (CC809) BLACK GLASS AND BLACK ANODISED
(CC1412) WHITE GLASS AND BLACK ANODISED
(CC2015) CLEAR GLASS AND CHAMPAGNE ANODISED





IMAGE /

IN SITU SHOT OF (CC2015) FROSTED BLACK GLASS AND CHAMPAGNE ANODISED



CETO FLOOR LAMP

Ceto captures the variation and rippling of the surface of the ocean. Each piece reflects a unique pattern, emitting a delicate luminosity, highlighting the presence of the sea. This sculptural luminaire is available in a selection of mouth-blown glass finishes combined with a highly refined machined aluminium body available in a black and champagne anodised finish.

The Ceto Floor Lamp is available in three sizes.



IMAGE /

TOP LEFT - (CF3) FROSTED BLACK GLASS AND BLACK ANODISED
TOP RIGHT - (CF2) WHITE GLASS AND CHAMPAGNE ANODISED
BOTTOM LEFT - (CF1) CLEAR GLASS AND CHAMPAGNE ANODISED



IMAGE /

DETAILED VIEW OF CLEAR GLASS AND CHAMPAGNE ANODISED CETO FLOOR LAMP





CETO PENDANT

Ceto captures the variation and rippling of the surface of the ocean. Each piece reflects a unique pattern, emitting a delicate luminosity, highlighting the presence of the sea. This sculptural luminaire is available in a selection of mouth-blown glass finishes combined with a highly refined machined aluminium body available in a black and champagne anodised finish.

The Ceto Pendant Light softly illuminates a space, providing a tranquil calming light.



IMAGE /

TOP LEFT / RIGHT - (CP1) WHITE GLASS AND CHAMPAGNE ANODISED ALUMINIUM /
(CP1) CLEAR BLACK GLASS AND BLACK ANODISED ALUMINIUM
BOTTOM LEFT / RIGHT - (CP1) CLEAR GLASS AND CHAMPAGNE ANODISED ALUMINIUM /
(CP1) FROSTED BLACK GLASS AND BLACK ANODISED ALUMINIUM



IMAGE /

(CP3) FROSTED BLACK GLASS AND BLACK ANODISED CETO CLUSTER PENDANT





CETO VERTICAL CHANDELIER

Ceto captures the variation and rippling of the surface of the ocean. Each piece reflects a unique pattern, emitting a delicate luminosity, highlighting the presence of the sea. This sculptural luminaire is available in a selection of mouth-blown glass finishes combined with a highly refined machined aluminium body available in a black and champagne anodised finish.

The Ceto Vertical Chandelier can be easily customised and configured to your project needs.





IMAGE /
DETAIL OF WHITE GLASS AND CHAMPAGNE FINISH

IMAGE /

(CV2) FROSTED BLACK GLASS WITH BLACK ANODISED FINISH





CETO HORIZONTAL CHANDELIER - SINGLE

Ceto captures the variation and rippling of the surface of the ocean. Each piece reflects a unique pattern, emitting a delicate luminosity, highlighting the presence of the sea. This sculptural luminaire is available in a selection of mouth-blown glass finishes combined with a highly refined machined aluminium body available in a black and champagne anodised finish.

The Ceto Horizontal Chandelier can be easily customised and configured to your project needs.



IMAGE /

DETAIL OF CH14L IN CLEAR BLACK GLASS AND BLACK ANODISED

IMAGE /

TOP RIGHT - (CH12S) CLEAR GLASS AND CHAMPAGNE ANODISED
BOTTOM LEFT - (CH12S) BLACK GLASS WITH BLACK ANODISED
BOTTOM RIGHT - (CH14L) WHITE GLASS AND CHAMPAGNE ANODISED





IMAGE /

DETAIL OF CLEAR BLACK GLASS AND BLACK ANODISED



CETO HORIZONTAL CHANDELIER - DOUBLE

Ceto captures the variation and rippling of the surface of the ocean. Each piece reflects a unique pattern, emitting a delicate luminosity, highlighting the presence of the sea. This sculptural luminaire is available in a selection of mouth-blown glass finishes combined with a highly refined machined aluminium body available in a black and champagne anodised finish.

The Ceto Horizontal Chandelier can be easily customised and configured to your project needs.




IMAGE /
DETAIL OF CH23S IN CLEAR GLASS AND CHAMPAGNE ANODISED




IMAGE /
TOP TO BOTTOM- (CH23L) FROSTED BLACK GLASS AND BLACK ANODISED
(CH24S) CLEAR GLASS AND CHAMPAGNE ANODISED
(CH24L) CLEAR GLASS AND BLACK ANODISED





CETO WALL LIGHT

Ceto captures the variation and rippling of the surface of the ocean. Each piece reflects a unique pattern, emitting a delicate luminosity, highlighting the presence of the sea. This sculptural luminaire is available in a selection of mouth-blown glass finishes combined with a highly refined machined aluminium body available in a black and champagne anodised finish.

The Ceto Wall Light reflects the shadows of the glass against the wall, replicating the natural flow and movement of water.



IMAGE /

TOP ROW LEFT TO RIGHT - (CW1) FROSTED BLACK GLASS / WHITE GLASS / CLEAR BLACK GLASS / CLEAR GLASS

MIDDLE ROW LEFT TO RIGHT - (CWL1) FROSTED BLACK GLASS AND BLACK ANODISED / WHITE GLASS AND CHAMPAGNE ANODISED / CLEAR BLACK AND BLACK ANODISED / CLEAR GLASS AND CHAMPAGNE ANODISED

BOTTOM ROW LEFT TO RIGHT - (CWL2) FROSTED BLACK GLASS AND BLACK ANODISED / WHITE GLASS AND CHAMPAGNE ANODISED / CLEAR BLACK AND BLACK ANODISED / CLEAR GLASS AND CHAMPAGNE ANODISED





NEBULAE VERTICAL CHANDELIER

The Nebulae collection takes its name from the natural phenomena of interstellar clouds and their dynamic layered lighting effects. The geometric machined forms coupled with the fluid glass discs creates a balance between the elements. Designed for use in larger open spaces, working in modular configurations, the Nebulae Vertical Chandelier Collection is inspired by the diffusion of natural light.

Available in several configurations (including a Horizontal Chandelier), several glass finishes, the Nebulae Vertical Chandelier is both dynamic and sculptural in its linear form.



IMAGE /

NEBULAE 11 CORDED PENDANT IN CLEAR FLUTED GLASS AND CHAMPAGNE ANODISED




IMAGE /

TOP LEFT / RIGHT - (NC11) WHITE PEARL GLASS AND BLACK ANODISED / (NC12) CLEAR FLUTED GLASS AND CHAMPAGNE ANODISED
 BOTTOM LEFT / RIGHT - (NC13 OFFSET) BLACK GLASS AND BLACK ANODISED / (NC15) WHITE PEARL GLASS AND CHAMPAGNE ANODISED



IMAGE /

NEBULAE 15 OFFSET CHANDELIER IN SITU IN THE STUDIO





NEBULAE HORIZONTAL CHANDELIER

The Nebulae collection takes its name from the natural phenomena of interstellar clouds and their dynamic layered lighting effects. The geometric machined forms coupled with the fluid glass discs create balance between the elements. Designed for use in larger open spaces, working in modular configurations, the Nebulae Horizontal Chandelier is inspired by the diffusion of natural light.

Available in several configurations (including a Vertical Chandelier) and several glass finishes, the Nebulae Horizontal Chandelier is both dynamic and sculptural in its linear form.



IMAGE /

TOP - (NC22) BLACK TEXTURED GLASS AND CHAMPAGNE ANODISED
BOTTOM - (NC23) WHITE PEARL GLASS AND BLACK ANODISED

IMAGE /

TOP - (NC34) CLEAR FLUTED GLASS AND BLACK ANODISED
BOTTOM - (NC35) WHITE PEARL GLASS AND CHAMPAGNE ANODISED





NEBULAE WALL LIGHT

The Nebulae collection takes its name from the natural phenomena of interstellar clouds and their dynamic layered lighting effects. The geometric machined forms coupled with the fluid glass discs creates a balance between the elements. The Nebulae Wall Light is a statement in any space and supplies a beautiful adjustable light level. The wall light can be specified with a single glass disc or layered with an additional disc to create expansive light dispersion options.

The body is manufactured from machined aluminium white champagne or black anodised. Nebulae's discs come in a fluted clear, bubbled black, rippled blue or white pearl glass, in singular or doubled.






IMAGE /

(NW) IN BLACK TEXTURED GLASS AND BLACK ANODISED





IMAGE /

TOP LEFT/ RIGHT - RIPPLE BLUE GLASS / BLACK TEXTURED GLASS
BOTTOM LEFT / RIGHT - FLUTED CLEAR GLASS / WHITE PEARL GLASS



HEMERA DESK LAMP

Like the brutalist architecture of 60 years ago that it references, the Hemera Desk Lamp is powerful in its simplicity of form. Designed for the New Volumes™ collection, the two solid circular volumes intersect with no overtly visible light source, creating a striking desktop monolith and a lighting device of refined functionality.

IMAGE /

HEMERA IN SITU AT THE QUARRY WHERE THE ELBA STONE IS SOURCED



HEMERA IN VARIOUS STAGES OF ASSEMBLY, EACH ELEMENT SIMPLY PLACED ATOP OF THE NEXT






IMAGE /

THE LIGHT SOURCE IS HIDDEN, ILLUMINATING THE ELBA MARBLE CONE WHICH REFLECTS LIGHT IN THE SHADE.





POLAR DESK LAMP

A circular motif is used throughout the Polar collection defining its minimal operative form. The Polar Desk Lamp utilises a unique magnetically attached arm to allow the disc to rotate around the body directing or shadowing light. A friction disc in combination with magnets molded into the ceramic body allows the arm to snap into place and function.

Polar's ceramic base is handcrafted using traditional slip casting and the surface is bisque fired and presented unglazed. The face side of the disk is available in polar white, matt black, green or gold metallic with custom colours available on request.




IMAGE /

POLAR DESK LAMP IN SITU LIT UP TO REFLECT SURROUNDING LIGHT







IMAGE /

POLAR DESK LAMP'S SHADE IN VARIOUS ANGLES

POLAR WALL LIGHT



A circular motif is used throughout the Polar collection defining its minimal operative form. The Polar Wall Light utilises a unique hinge joint allowing the disc to pivot up or down, softly directing the light output. Polar's anodised gold wall canopy provides a beautiful base for the light to mount onto the wall and houses the fully dimmable LED module.

The wall light is available in a pivot or fixed variation. The disk is available in two sizes and various painted finish options.




IMAGE /

POLAR WALL LIGHT IN GREEN AND WHITE FINISHES



IMAGE /

VARIOUS ANGLES AT WHICH THE POLAR WALL LIGHT IS ABLE TO PIVOT, DEMONSTRATING HOW IT SHADOWS THE LIGHT IN DIFFERENT WAYS

ORA DESK LAMP

The Ora collection reflects a desire for purity and honesty in materials and manufacturing.

Completely precision-milled from aluminium and available in either brushed anodised black, white champagne or grey, the Ora Desk Lamp features an adjustable shade thanks to a clever magnetic joint. This allows the user to interact with a shade that can fully orbit in 360° and tilt-adjust in numerous positions.









ORA PENDANT

The Ora collection reflects a desire for purity and honesty in materials and manufacturing. Sitting between the timeless and the contemporary, the Ora pendant features a floating disk surrounded by a beautifully gentle glow.

Available in three sizes and various finish options, Ora is a versatile fixture designed to complement any number of interior settings, from the residential to the commercial and anywhere in between.





IMAGE /

TOP TO BOTTOM - ORA PENDANT Ø450 IN BLACK / GREEN / WHITE
RIGHT - ORA PENDANT Ø600 IN CHAMPAGNE ANODISED





SILHOUETTE PENDANT

Silhouette's reductive fluted form is inspired by the archetype of a torch, where the materiality defines the luminance. The Silhouette Pendant offers flexibility in function and materiality. The gently fluted shade is available in glass or aluminium, designed to be used individually or in clusters, in both residential and contract settings.

Each glass light is mouth blown in Australia and has a natural variation which is only present in mouth blown glass. To create a chandelier, simply choose the number in your hanging and then select the colour mix.



IMAGE /
SILHOUETTE PENDANTS CLUSTER OF DIFFERENT FINISHES



IMAGE /

TOP LEFT/ RIGHT - CHAMPAGNE ANODISED / WHITE GLASS
BOTTOM LEFT / RIGHT - BLACK ANODISED / BLACK GLASS



SILHOUETTE WALL LIGHT

Silhouette's reductive fluted form is inspired by the archetype of a torch, where the materiality defines the luminance. Designed to provide versatile solutions for interior settings, the Silhouette Wall Light combines the form of the Silhouette Pendant, with its library of beautiful and varied material options, with a minimalist, low-profile mounting bracket.

Silhouette Wall Light can be mounted at any angle and in clusters, providing up-light, side-light and down-light options.






IMAGE /
SILHOUETTE WALL LIGHT IN WHITE AND BLACK MOUTH BLOWN GLASS



OAK PENDANT

Oak is a sustainably sourced timber pendant light which emits a delicate luminance. Each Oak Pendant Light shade is hand crafted and defined by the grain of the oak selected. The body of the light is accentuated by the intersecting hole which defines its unique form.

The pendant is available in two sizes and three finishes.





FURNITURE⁰³





ROOK^{STOOL}

Rook is a considered collection of stools, subtly inspired by the decorative forms of traditional chess pieces. The diverging timber uprights interplay with the horizontal footrest, encapsulating and supporting the element. The steel skeleton within the solid timber form, minimises the overall silhouette, celebrating the beautiful marriage of natural solid timber and Australian craftsmanship.

The gently radiused curves of the seat and leg provide a consistent element throughout the range. Presented in solid walnut, white oak and blackened oak with base and footrest finished to textured black. Made and assembled in Australia and available in three heights to suit a range of indoor contexts.



IMAGE /
ROOK IS AVAILABLE IN THREE SIZES AND VARIOUS TIMBER FINISH





IMAGE /
DETAIL OF ROOK JOINERY





PLACE LOUNGE

Place offers the most functional, modular platform to connect, experience and create. At the heart of the collection is the desire to bring people together. Place Lounge features the unique ability to connect modules by dropping and zipping them together. The simple connecting system allows any module to connect to form a wide variety of configurations, and then easily disconnect to reconfigure as space requirements evolve.

The Place Lounge's distinctly detailed set of modular configurations are designed to complement any given space, enabling a creative environment which is smart, agile and intuitive.



IMAGE /
ZIPPED BACKS AND ABUTTING REAR CUSHIONS



IMAGE /
LONGER ELEMENTS CAN BE JOINED TO SMALLER ONES OR USED AS ALTERNATIVES
TO SINGLE ELEMENTS FOR MORE PERMANENT CONFIGURATIONS.





BREEZE SIDE TABLE

Breeze explores the divergence of mass planar forms and the subtle light play produced. The curved panels of Breeze interplay to create asymmetric graphic forms. Produced from plate aluminium; cut, bent and held together via three fasteners.

The Breeze Side Table is presented in a variety of finishes and sizes with a repeated leg detail continuing throughout the collection.



IMAGES /

TOP LEFT / RIGHT - TEXTURED BLACK POWDERCOAT AND BRONZE MIRROR TOP / TEXTURED BLACK POWDERCOAT AND BLACK MIRROR TOP
BOTTOM LEFT / RIGHT - TEXTURED BLACK POWDERCOAT AND AUSTRALIAN EMPERADOR MARBLE TOP / TEXTURED WHITE POWDERCOAT





BREEZE COFFEE TABLE

Breeze explores the divergence of mass planar forms and the subtle light play produced. The curved panels of Breeze interplay to create asymmetric graphic forms. Produced from plate aluminium; cut, bent and held together via three fasteners.

The Breeze Coffee Table is presented two sizes, 800DIA and 1100DIA in a variety of finishes and sizes with a repeated leg detail continuing throughout the collection.



TOP LEFT / RIGHT - (BC01) TEXTURED WHITE POWDERCOAT / (BC01) TEXTURED BLACK POWDERCOAT AND BRONZE MIRROR TOP
 BOTTOM LEFT / RIGHT - (BC01) TEXTURED BLACK POWDERCOAT AND AUSTRALIAN EMPERADOR MARBLE TOP /
 (BC02) TEXTURED BLACK POWDERCOAT AND AUSTRALIAN EMPERADOR MARBLE TOP





BREEZE DINING TABLE



Breeze explores the divergence of mass planar forms and the subtle light play produced. The curved panels of Breeze interplay to create asymmetric graphic forms. Produced from plate aluminium; cut, bent and held together via three fasteners.

The Breeze Dining Table is presented in a variety of finishes and sizes with a repeated leg detail continuing throughout the collection.



IMAGE /

LEFT - (BD01) TEXTURED BLACK POWDERCOAT AND STAINED BLACK OAK TOP
RIGHT - (BR01) TEXTURED BLACK POWDERCOAT AND STAINED BLACK OAK TOP







HEARTH CLASSIC LOUNGE

Hearth Classic is the new heart of your home, a lounging system designed for flexible living. Inspired by our popular Place collection, Hearth features generous proportions perfect for lounging while its modular nature allows it to fit and complement any space.

Reflected in the oversized French seams and looseness in the rear cushion, Hearth is soft and welcoming. The spacious proportions of the seating surface combined with the soft arms and feather cushions create the perfect space to relax. Hearth's refined form, opulent proportions and superbly crafted structure represents a new stylish and intelligent lounging system for your space.



IMAGE /
TOP LEFT / RIGHT - HL3 / HA1-R, HB1, HO1 & HA1-L
BOTTOM LEFT / RIGHT - HA2-R, HO1, HCH2-1-L / HA2-R, HCH2-1-L





IMAGE /
THE SOFT SEAT CUSHIONS FEATURING FEATHER DOWN AND FEATHER-WRAPPED FOAM CORE REAR CUSHIONS





HEARTH LOFT LOUNGE

An option on the Hearth Classic, Hearth Loft expands on the range by featuring a metal leg detail with an expressed tenon joint, subtly pressed through the leg. This raises the base of the lounge 170mm off the floor creating a light floating visual.

Featuring the same seat heights and proportions, both Hearth Loft and Classic share the same foam and feather wrap details delivering an exceptional level of comfort across the range.



IMAGE /
TOP LEFT / RIGHT - HL3 / HL1
BOTTOM LEFT / RIGHT - HL1 / HL3



IMAGE /

FEATURING FEATHER DOWN SOFT SEATS AND FEATHER-WRAPPED FOAM CORE REAR CUSHIONS





ADAPT LOUNGE

Flexible, inviting and productive, the Adapt collection of lounges and accessories are designed to evolve with the dynamic needs of today's workspace. The clean lines and subtle surfaces of the Adapt Lounge bring a softness and sense of familiarity into the workspace. Designed to sit alone or combine in module configurations - arms, backs, screens, desks and tables can be added simply and easily.

A truly modular system with functionality at its core, Adapt caters for offices, receptions, universities, airports and hospitality spaces.








ADAPT SOFT

Flexible, inviting and productive, the Adapt collection of lounges and accessories are designed to evolve with the dynamic needs of today's workspace. The new Adapt Soft brings a more relaxed aesthetic combined with a residential level of comfort. The non-fixed cushions are made from a foam/feather composite paired with a quilted feather overlay to the seat. The clean lines and subtle surfaces of the Adapt bring a softness and sense of the familiar into the workspace. Designed to sit alone or combine in module configurations - arms, backs, desks and tables can be added simply and easily.

Adapt Soft is available in the full range of low-back lounge configurations, when that extra level of comfort and luxury is required.






IMAGE /
ADAPT SOFT FEATURES PLUSHER CUSHIONS TO CREATE A SOFTER, MORE COMFORTABLE EXPERIENCE



ADAPT SIDE TABLE

Flexible, inviting and productive, the Adapt collection of lounges and accessories are designed to evolve with the dynamic needs of today's workspace. Designed to interconnect between Adapt Lounges and Ottomans or to be used as stand-alone tables, the Adapt Side Table is a functional table to complement the Adapt range. The table is available with the option to connect, suspend or standalone to allow for maximum flexibility in creating your space.

Featuring a black or white powder coated mild steel edge, the table top surface is available in black and white laminate or black mirror.



IMAGE /

THE ADAPT SIDE TABLE FITS SEAMLESSLY WITH THE ADAPT LOUNGES TO CREATE FUNCTIONAL, VERSATILE SETTINGS



ADAPT PIVOTING TABLE

Flexible, inviting and productive, the Adapt collection of lounges and accessories are designed to evolve with the dynamic needs of today's workspace. Designed to interconnect with the Adapt Lounges and Ottomans, the Adapt Pivoting Table can be easily installed on the underside of the lounge to provide a working table-top surface, perfect for laptop use. The table can pivot horizontally allowing the user to position the table as desired, as well as providing easy ingress/egress.

For effortless application the Pivoting Table can be mounted on any Adapt Lounge module variation, either on the left- or right-hand side or specific locations along the longer lounges.



IMAGE /
DETAILED VIEWS OF THE ADAPT PIVOTING TABLE

ADAPT ROUND OTTOMAN



Flexible, inviting and productive, the Adapt collection of lounges and accessories are designed to evolve with the dynamic needs of today's workspace. Using design elements from the Adapt collection the Round Ottoman is a movable upholstered stool that provides flexible seating options for home and office spaces.

Available in two sizes the Adapt Round Ottoman features an oversized French seam to bring a relaxed feel to the overall design.



IMAGE /

THE ADAPT ROUND OTTOMANS ARE AVAILABLE IN SPLIT OR FULL UPHOLSTERY





UNIVERSAL TABLE

The Universal Table is a convenient, mobile working surface as well as a perfect complement to the Place, Adapt and Tailored lounge collections. The Universal Table allows for flexible spaces for working, meeting and training.

Available with a powder coated MDF top in black with a matching powder coated steel base. Custom base colours available upon request.



IMAGE /
DETAILED VIEWS OF THE UNIVERSAL TABLE, DEMONSTRATING THE CLEAN LINES AND CUSTOM BASE FINISH OPTIONS



NOON LOUNGE

Noon is a modular collection of upholstered products which softly arc at the edges. Noon's arm allows the cushion to flow over the arc, creating an extra level of comfort and softness to the product. Noon Lounge softly arcs, evoking a relaxed harmony. The lounge's arm allows the cushion to flow over the arc, creating an extra level of comfort and softness to the product.

Tension is created in the product between the stitching detail on the inner and outer surface which run in parallel, framing and outlining the design. The collection is designed specifically for residential spaces with a commercial cross over.







NOON TABLE


Bringing lightness and balance to a collection of rich, cohesive materials and graphic in nature, the Noon Tables offer striking material combinations confined within an outer ring. The top is contained within half-milled legs creating a tension and lightness between the surfaces.

The Noon Tables are available in two sizes and a plethora of top surfaces including tri-cut material inlays. The Tri-Cut configuration is referenced throughout the Noon Collection, showcasing different finishes seamlessly in unity.



IMAGE /

NOON IS AVAILABLE AS A COFFEE OR SIDE TABLE IN A VARIETY OF FINISHES





TAILORED LOUNGE

Tailored is a modular collection of upholstered products inspired by the stitching detail of fine suiting. The Tailored Lounge is an elegant seating solution designed to facilitate interactions and communication between people.

Tailored is available in a variety of standard configurations with custom sizes available on request.







TAILORED HIGH-BACK LOUNGE

Tailored is a modular collection of upholstered products inspired by the stitching detail of fine suiting. Tailored High-Back is designed specifically for office and open spaces. It is designed to facilitate meetings, interactions and communication between people while also providing a space for quiet work and conversations.

The Tailored High-Back is available in a variety of standard configurations with custom sizes available on request.



IMAGE /

LEFT - TAILORED HIGH BACK THREE SEATER LOUNGE
RIGHT - TAILORED HIGH BACK SINGLE SEATER LOUNGE



DUET STOOL

The Duet Stool represents the harmony and beauty of two. The Duet Stool is a blend of inviting timber or upholstery seat with a gracefully slender base. The gently radiused curve of the seat provides a consistent element throughout the range. It is available in either a solid white oak or upholstered top.

Available in three heights to suit a range of different contexts, the bases can be powder coated to any of our house colours.



IMAGE /

GRAIN DETAIL OF THE WHITE OAK AND LEATHER DUET SEATS




IMAGE /

DUET IS AVAILABLE IN MANY FRAME AND SEAT FINISHES TO SUIT MANY ENVIRONMENTS



HALF FULL STOOL

Half Full is a sustainably sourced oak timber collection of products. The central feature of the range is the use of a half turned leg, which gives the tables, benches and stools their unique appearance and playful nature. The name Half Full refers as much to optimism and the term 'glass half full', as to the common half leg that supports each product. An exposed tennon joint is also a common characteristic of the collection and references the handcrafted nature of the products.

The stool is made from oak and available in a number of standard sizes with custom sizes available on request.





IMAGE /

HALF TURNED LEG DETAIL GIVES A PLAYFUL, UNIQUE APPEARANCE



FLINT TABLE

The Flint Table is inspired by the principles of a lever, with a design that explores the idea of supporting a table using its own established weight.

The Flint Table is available in an indoor and an outdoor range. The tabletop is available in sustainably sourced Spotted Gum or Accoya for indoor and outdoor use. The zinc plated steel legs are available in the full range of powder coat colours.





IMAGE /

FLINT IS AVAILABLE IN BOTH SPOTTED GUM AND STAINED ACCOYA TO SUIT MANY INDOOR AND OUTDOOR SPACES



ROSS GARDAM

PHOTOGRAPHY BY
HAYDN CATTACH & MR.P STUDIOS

COLOUR AND SWATCHES SHOWN IN THIS DOCUMENT ARE
FOR REFERENCE ONLY AND MAY DIFFER IN ACTUALITY.

COPYRIGHT ©2024 ROSS GARDAM PTY LTD. ALL CONCEPTS, PHOTOGRAPHY
AND IDEAS CONTAINED WITHIN THIS DOCUMENT ARE PRIVATE AND
CONFIDENTIAL. THEY MUST NOT BE REPRODUCED IN ANY WAY OR FORM
AND REMAIN THE INTELLECTUAL PROPERTY OF ROSS GARDAM. ALL
PRODUCTS ARE REGISTERED DESIGNS WITH IP AUSTRALIA.



ROSS GARDAM