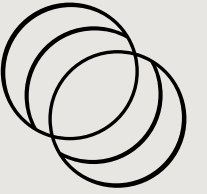


ROSS GARDAM



A continual timber solid, formed to unite space and celebrate the beauty of the natural.



Arbour is a linear timber light which creates the perfect downward luminosity. Created by the divergence of two curves that flow along and around the product.

Solid Walnut, Rock Maple or Oak marries perfectly with the hand polished champagne anodised elements.







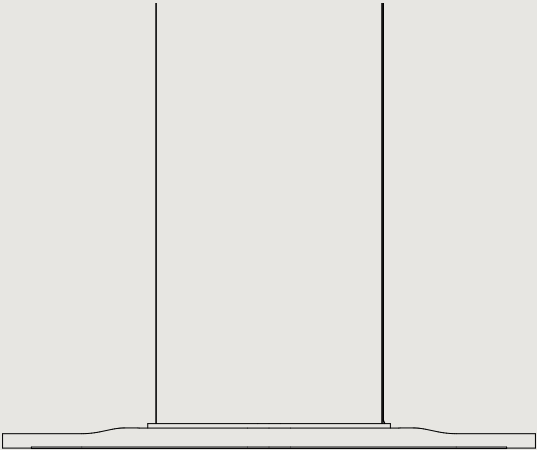
IMAGE /

AMERICAN OAK TIMBER WITH CHAMPAGNE ANODISED HIGHLIGHTS






ARBOUR LINEAR PENDANT



ALPS-H-XXX
L 1850MM / L 72.8"
DISTANCE BETWEEN WIRES 782MM / 30.8"



ALP.L-H-XXX
L 2200MM / L 86"
DISTANCE BETWEEN WIRES 982MM / 38.6"



TECHNICAL ARBOUR LINEAR PENDANT

AVAILABLE FINISHES

TIMBER



ROCK
MAPLE



AMERICAN
WALNUT



AMERICAN
OAK

METAL COMPONENTS



WHITE CHAMPAGNE
ANODISED ALUMINIUM

ELECTRICAL

LAMPING

HIGH-OUTPUT 24V COMMERCIAL GRADE LED'S
3000K WARM WHITE, CRI>80, DIMMABLE
CONSUMPTION: 14.64W/METRE
OUTPUT LUMINANCE: 1385LM/METRE
SUPPLIED WITH 2M OF FLEX & SUSPENSION WIRE

LIFESPAN

50,000 HRS

CONTROL

AVAILABLE AS NON-DIMMING OR
1-10V DIMMING OR,
DALI DIMMING RANGE 10 - 100%.
PLEASE SPECIFY DIMMING REQUIREMENTS UPON ORDER.

PLEASE NOTE, THE PRODUCT WILL BE SUPPLIED WITH A
REMOTE SELV DRIVER. THIS IS TO BE LOCATED EXTERNALLY
FROM THE LIGHT FITTING (I.E. IN THE CEILING CAVITY).

NON DIMMING/ 1-10V DRIVER DIMENSIONS:
L 12CM X W 7.5CM X H 2.5CM / L 4.7" X W 3" X H 1"

DALI SYSTEM DRIVER DIMENSIONS:
L 15CM X W 6CM X H 3CM / L 6" X W 2.3" X H 1"

FOR OPTIMAL DIMMING PERFORMANCE WE RECOMMEND
SOURCING A ROTARY OR PUSH BUTTON DIMMER WITH AN
ADJUSTMENT DIAL CAPABLE OF SETTING THE DIMMING
RANGE OF THE FIXTURE.

IP RATING

IP20 - FOR INDOOR USE ONLY.

CERTIFICATION

AS/NZS - 60598.2.1
EN - 60598.2.1
UL - TESTING AVAILABLE UPON REQUEST

MATERIALS

TIMBER

EACH PIECE OF TIMBER HAS BEEN CAREFULLY SELECTED AND
PRECISION MILLED. DUE TO THE INHERENT NATURAL QUALITIES
OF TIMBER, EACH PIECE HAS ITS OWN CHARACTER AND SUBTLE
VARIATION. ARBOUR IS MANUFACTURED FROM SUSTAINABLY
SOURCED TIMBERS.

ALUMINIUM

THE ALUMINIUM HIGHLIGHTS HAVE BEEN MACHINED BY QUALITY
DRIVEN LOCAL MANUFACTURERS AND THEN HAND FINISHED BY OUR
IN-HOUSE WORKSHOP TECHNICIANS.

CABLE

ALL EXPOSED ELECTRICAL CABLE IS DOUBLE INSULATED AND
COVERED BY A DURABLE OUTER SHEATH.





PHOTOGRAPHY BY HAYDN CATTACH - HAYDNCATTACH.COM

COLOUR AND SWATCHES SHOWN IN THIS DOCUMENT ARE FOR REFERENCE ONLY AND MAY DIFFER IN ACTUALITY.

COPYRIGHT ©2020 ROSS GARDAM PTY LTD. ALL CONCEPTS, PHOTOGRAPHY AND IDEAS CONTAINED WITHIN THIS DOCUMENT ARE PRIVATE AND CONFIDENTIAL. THEY MUST NOT BE REPRODUCED IN ANY WAY OR FORM AND REMAIN THE INTELLECTUAL PROPERTY OF ROSS GARDAM. ALL PRODUCTS ARE REGISTERED DESIGNS WITH IP AUSTRALIA.