



## BREEZE

SIDE & COFFEE TABLE

Breeze explores the divergence of mass planar forms and the subtle light play produced. The curved panels of Breeze interplay to create asymmetric graphic forms. Produced from plate aluminium; cut, bent and held together via three fasteners.

The Breeze Collection is presented in a variety of finishes and sizes with a repeated leg detail continuing throughout the collection.

### AVAILABLE TOP FINISHES



EMPERADOR  
MARBLE



BLACK  
POWDER COAT



WHITE  
POWDER COAT



BRONZE  
MIRROR



BLACK  
MIRROR



CUSTOM  
POWDER COAT

### AVAILABLE BASE FINISHES



BLACK  
POWDER COAT

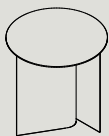


WHITE  
POWDER COAT

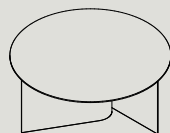


CUSTOM  
POWDER COAT

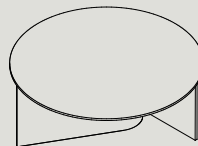
### DIMENSIONS



BS01  
Ø450 H450\*  
Ø17.7" H17.7\*\*



BC01  
Ø800 H360\*  
Ø31.5" H14.2\*\*



BC02^  
Ø1100 H300\*  
Ø43.3" H11.8\*\*

\*HEIGHT WITH MARBLE TOP +20MM / 0.8" / HEIGHT WITH MIRROR TOP +6MM/0.2"  
^ONLY AVAILABLE WITH MIRROR OR MARBLE TOP